



Proposed Castle Wilderness Area Provincial Parks

Alberta Public Opinion Study – Fall 2015

October 2015

Faron Ellis, PhD

Citizen Society Research Lab







Lethbridge College
3000 College Drive South
Lethbridge AB T1K 1L6

faron.ellis@lethbridgecollege.ca

www.lethbridgecollege.ca/go/csrl



Methodology

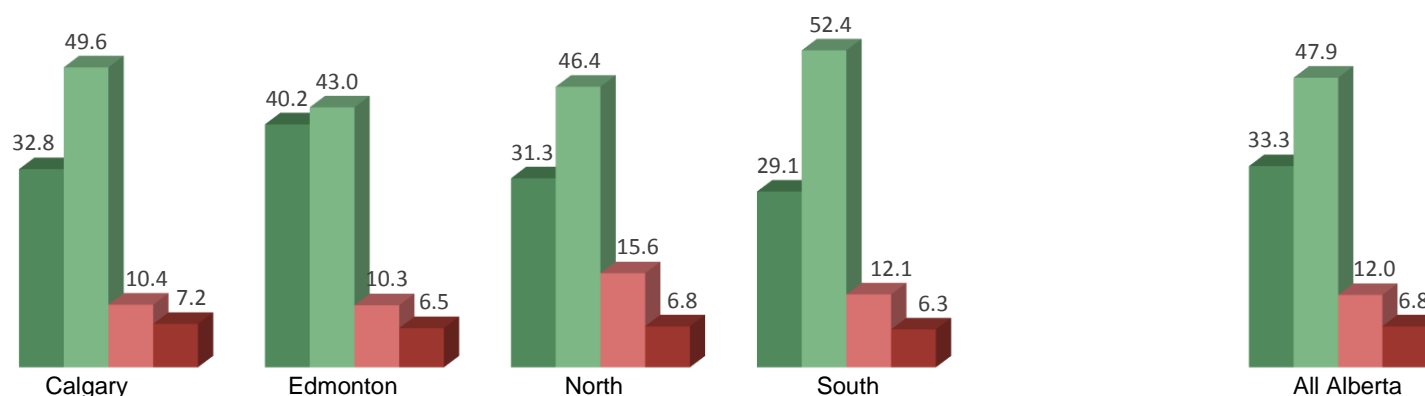
-  **Population** The province of Alberta has a total population of 4,196,457 residents (Statistics Canada, July 1, 2015) approximately 78% of which are 18 years of age or older for an adult population of 3,283,067.
-  **Sample** Data were collected by Lethbridge College students in the fall of 2015. Students interviewed 961 adult Alberta residents by telephone from October 3 to 8, 2015 under the supervision of principal investigator Faron Ellis PhD. Landline telephone numbers were selected from a sample drawn from InfoGroup directories and supplemented with a selection of mobile numbers from CSRL lists. We sincerely thank all participants who took time out of their day to respond to our inquiries. Further results from this study and results from past studies can be accessed by visiting the CSRL web pages at: www.lethbridgecollege.ca/go/csrl
-  **Representativeness** Analysis of the demographic data indicates that, within acceptable limits, the sample accurately represents the demographic distribution of the adult population within the province of Alberta. The sample has been statistically weighted where necessary to even better reflect the demographic distribution of the population (gender, region of province, and age).
-  **Confidence** The weighted sample yields a margin of error ± 3.16 percentage points, 19 times out of 20. The margin of error increases when analyzing sub-samples of the data (Calgary ± 6.2 percentage points, Edmonton and immediate area ± 6.3 percentage points, North ± 6.7 percentage points, South ± 6.3 percentage points 19 times out of 20).
-  **IB Commons Call Centre** Students conducted interviews using the facilities of the Lethbridge College IB Commons Call Center. We thank members of Lethbridge College's IT team for their support in helping maintain the IB Commons Call Center.
-  **Sponsorship** These data are part of a larger study of the opinions and attitudes of Alberta residents conducted by the Citizen Society Research Lab at Lethbridge College. This particular set of questions was derived from student and faculty interest in the topics.

Proposed Castle Wilderness Area Provincial Parks

- When asked to evaluate the Alberta government's recently announced plans to create two new parks in the southwestern corner of the province in an area known as the Castle Wilderness, Albertans from all areas of the province indicated strong support.
- More than four out of every five Albertans (81.3%) who registered an opinion agree with the parks proposal (10.2% were undecided).
- Support is strong and consistent across the province with approximately the same proportions of support and opposition in each region.

Proposed Castle Wilderness Area Provincial Parks by Region (%)

| | Calgary | Edmonton | North | South | All Alberta |
|-------------------|---------|----------|-------|-------|-------------|
| Strongly Agree | 32.8 | 40.2 | 31.3 | 29.1 | 33.3 |
| Somewhat Agree | 49.6 | 43.0 | 46.4 | 52.4 | 47.9 |
| Somewhat Disagree | 10.4 | 10.3 | 15.6 | 12.1 | 12.0 |
| Strongly Disagree | 7.2 | 6.5 | 6.8 | 6.3 | 6.8 |



Proposed Castle Wilderness Area Provincial Parks by Region (%)

| | Calgary | Edmonton | North | South | All Alberta |
|----------|---------|----------|-------|-------|-------------|
| Agree | 82.4 | 83.2 | 77.6 | 81.2 | 81.3 |
| Disagree | 17.6 | 16.8 | 22.4 | 18.8 | 18.7 |

Notes: Due to rounding, proportions may not total exactly 100%; * sig < 0.05

Proposed Castle Wilderness Area Provincial Parks

- Support for the parks is strong and consistent across all demographic categories.
- Some marginal partisan differences are evident, but only in intensity of support. For example, nearly three-quarters of all Wildrose voters are supportive (73.2%) and nearly four-fifths of federal Conservative voters (78.4%) are in agreement, but federal (88.7%) and provincial (90.4%) are even more supportive.

| Gender | Male | Female | All Alberta |
|----------|------|--------|-------------|
| Agree | 81.4 | 81.2 | 81.3 |
| Disagree | 18.6 | 18.8 | 18.7 |

| Household Income | Under \$60,000 | \$60-120,000 | Over \$120,000 |
|------------------|----------------|--------------|----------------|
| Agree | 82.4 | 84.2 | 78.5 |
| Disagree | 17.6 | 15.8 | 21.5 |

| Education | High School or less | Some Post-secondary | College-Tech-Trade | University Grad |
|-----------|---------------------|---------------------|--------------------|-----------------|
| Agree | 77.5 | 86.0 | 78.3 | 82.4 |
| Disagree | 22.5 | 14.0 | 21.7 | 17.6 |

| Age | 18-29 | 30-44 | 45-64 | 65 and older |
|----------|-------|-------|-------|--------------|
| Agree | 82.4 | 79.9 | 82.7 | 78.5 |
| Disagree | 17.6 | 20.1 | 17.3 | 21.5 |

| Religious Participation | 1-3 per month/more | Several per year | Rarely/never |
|-------------------------|--------------------|------------------|--------------|
| Agree | 81.7 | 78.2 | 82.1 |
| Disagree | 18.3 | 21.8 | 17.9 |

| Provincial Vote Intention* | NDP | Wildrose | PC | Liberal |
|----------------------------|------|----------|------|---------|
| Agree | 90.4 | 73.2 | 86.5 | 67.2 |
| Disagree | 9.6 | 26.8 | 13.5 | 32.8 |

| Federal Vote Intention* | Conservative | Liberal | NDP | Green |
|-------------------------|--------------|---------|------|-------|
| Agree | 78.4 | 82.3 | 88.7 | 84.0 |
| Disagree | 21.6 | 17.7 | 11.3 | 16.0 |

Notes: Due to rounding, proportions may not total exactly 100%; * sig < 0.05

Proposed Castle Wilderness Area Provincial Parks (%)

| Gender | Male | Female | All Alberta | |
|-------------------|------|--------|-------------|--|
| Strongly Agree | 34.1 | 32.5 | 33.3 | |
| Somewhat Agree | 47.3 | 48.7 | 47.9 | |
| Somewhat Disagree | 10.1 | 14.0 | 12.0 | |
| Strongly Disagree | 8.5 | 4.8 | 6.8 | |

| Household Income | Under \$60,000 | \$60-120,000 | Over \$120,000 | |
|-------------------|----------------|--------------|----------------|--|
| Strongly Agree | 37.3 | 32.0 | 31.6 | |
| Somewhat Agree | 45.1 | 52.1 | 46.8 | |
| Somewhat Disagree | 8.6 | 10.8 | 14.3 | |
| Strongly Disagree | 9.0 | 5.0 | 7.2 | |

| Education | High School or less | Some Post-secondary | College-Tech-Trade | University Grad |
|-------------------|---------------------|---------------------|--------------------|-----------------|
| Strongly Agree | 37.3 | 32.1 | 29.8 | 35.1 |
| Somewhat Agree | 40.1 | 53.9 | 48.6 | 47.3 |
| Somewhat Disagree | 9.2 | 7.8 | 17.1 | 11.5 |
| Strongly Disagree | 13.4 | 6.2 | 4.5 | 6.1 |

| Age | 18-29 | 30-44 | 45-64 | 65 and older |
|-------------------|-------|-------|-------|--------------|
| Strongly Agree | 33.2 | 31.0 | 37.2 | 28.9 |
| Somewhat Agree | 49.3 | 48.8 | 45.5 | 49.6 |
| Somewhat Disagree | 9.3 | 15.1 | 12.3 | 9.9 |
| Strongly Disagree | 8.3 | 5.0 | 5.1 | 11.6 |

| Religious Participation | 1-3 per month/more | Several per year | Rarely/never | |
|-------------------------|--------------------|------------------|--------------|--|
| Strongly Agree | 32.1 | 36.0 | 30.7 | |
| Somewhat Agree | 49.4 | 41.6 | 51.3 | |
| Somewhat Disagree | 11.4 | 12.7 | 12.8 | |
| Strongly Disagree | 7.2 | 9.6 | 5.1 | |

| Provincial Vote Intention* | NDP | Wildrose | PC | Others |
|----------------------------|------|----------|------|--------|
| Strongly Agree | 50.2 | 17.4 | 28.5 | 42.6 |
| Somewhat Agree | 40.2 | 55.8 | 58.0 | 24.6 |
| Somewhat Disagree | 5.4 | 19.5 | 8.7 | 19.7 |
| Strongly Disagree | 4.2 | 7.4 | 4.8 | 13.1 |

| Federal Vote Intention* | Conservative | Liberal | NDP | Green |
|-------------------------|--------------|---------|------|-------|
| Strongly Agree | 24.3 | 38.5 | 50.4 | 48.0 |
| Somewhat Agree | 54.1 | 43.9 | 38.3 | 36.0 |
| Somewhat Disagree | 14.3 | 11.5 | 9.0 | 4.0 |
| Strongly Disagree | 7.3 | 6.1 | 2.3 | 12.0 |

Notes: Due to rounding, proportions may not total exactly 100%; * sig < 0.05

Demographics

| Area of Province (%) | | Gender (%) | | Income (%) | | Education (%) | | Age (%) | |
|----------------------|------|------------|------|----------------|------|-----------------|------|-------------|------|
| Calgary | 28.7 | Male | 50.8 | Under \$60,000 | 34.2 | H-School/less | 16.3 | 18-29 | 22.7 |
| Edmonton | 24.8 | Female | 49.2 | \$60-\$120,000 | 34.8 | Some P-Sec. | 22.3 | 30-44 | 30.7 |
| North | 23.0 | | | Over \$120,000 | 31.0 | Col-Tech-Grad | 28.6 | 45-64 | 31.9 |
| South | 23.5 | | | | | University Grad | 32.8 | 65 or older | 14.8 |

Mean age = 45 years old

Religious Participation (%)

| | |
|----------------|------|
| 2-3/month-more | 29.3 |
| Several/year | 24.0 |
| Rarely-never | 46.7 |

Note: Due to rounding, proportions may not total exactly 100%

Question

The Alberta government recently announced plans to create two new parks in the southwestern corner of the province in an area known as the Castle Wilderness. This will shift the economic focus in the area to environmental protection, tourism and recreation and away from natural resource development. Please tell me how much you support or oppose the Alberta government's plans to create two new parks in the Castle area of southwestern Alberta, would you say you...

OPTIONAL READ BACKGROUND INFO if required: Read any part of the following if asked questions by the respondent...

- The province will create two parks by expanding the existing wild-land provincial park and adding a new provincial park in the area.
- In total they will cover 1,040 square kilometers — including Lynx Creek, Castle Falls, Castle River Bridge, Syncline and Beaver Mines provincial recreation areas.
- The province said designating the area as a park will allow it to protect the environment and boost the local economy by promoting the area to both locals and tourists.
- The new parks plan will impact forestry, mining and oil and gas development in the area.
- Existing oil and gas leases will remain, but the province will not approve any new ones.
- Effective immediately, there will be no commercial logging in the area covered by the two parks.
- Cattle grazing rights will not be impacted.