



2007 Lethbridge Public Opinion Study (Fall) Canada's Combat Role in Afghanistan







October 20, 2007

Dr. Faron Ellis
Citizen Society Research Lab
Lethbridge College
3000 College Drive South
Lethbridge AB T1K 1L6

www.lethbridgecollege.ab.ca/go/csrl



Methodology

-  **Population** The city of Lethbridge has a total population of 81,692 residents (2007 municipal census) approximately 80% of which are 18 years of age or older (65,832). A total of 39,941 Lethbridge residents are male (48.9%) while 41,751 are female (51.1%). South Lethbridge is home to 29,225 residents (35.8%) while the rapidly expanding west side is now home to 28,443 residents (34.8%). There are 24,024 north Lethbridge residents (29.4%). Unless otherwise specified, the data presented below represent the city of Lethbridge population.
-  **Sample** Data were collected by Lethbridge College and Athabasca University students enrolled in STS270 – Social Science Research Methods and PSC150 – Local Government in the fall of 2007. Students interviewed 866 adult city of Lethbridge residents and 140 Coaldale adult residents by telephone from September 26th to 30th 2007. Telephone numbers were selected from a sample drawn from Info Canada directories. We sincerely appreciate and thank all those who took time out of their day to respond to our survey. Full methodological notes for samples from previous Lethbridge Public Opinion Studies can be obtained by visiting the CSRL web pages at: www.lethbridgecollege.ab.ca/go/csrl
-  **Representativeness** Analysis of the demographic data indicates that, within acceptable limits, the sample accurately represents the demographic distribution of the adult population within the city of Lethbridge and the town of Coaldale. The sample has been statistically weighted where necessary to even better reflect the demographic distribution of the population (gender and area of the city of Lethbridge).
-  **Confidence** The weighted sample yields a margin of error of $\pm 3.3\%$, 19 times out of 20 for the full 2007 Lethbridge sample and $\pm 8.2\%$, 19 times out of 20 for the full Coaldale sample. The margin of error increases when analyzing sub-samples of the data.
-  **IB Commons Call Centre** Students conducted interviews using the facilities of the Lethbridge College IB Commons Call Centre and applications developed by the Open Source Learning Lab. We thank Dr. James Manis and the OSL for their efforts in working with us to establish and maintain the IB Commons Call Centre.
-  **Sponsorship** These data are part of a larger study of the opinions and attitudes of Lethbridge residents conducted by the Citizen Society Research Lab at LCC. This particular set of question was derived from the research interests of Lethbridge College faculty and students.

Continuing Canada's Combat Role in Afghanistan (%)

- Lethbridge and Coaldale residents are relatively evenly split in their opinions about whether Canada should continue with its combat role in Afghanistan. A slim majority of Lethbridge residents (53.0%) disagree with continuing Canada's combat role while 47.0% believe the Canadian military should continue to engage in combat activities. Coaldale residents are evenly split with 50% agreeing and 50% disagreeing with Canada continuing its combat role.
- When analyzing different demographic groups within the Lethbridge population, we observe that men (56.2%), west Lethbridge residents (49.4%), older residents, and Conservative party supporters (61.1%) are the most supportive of Canada continuing its combat role. Women (59.9%), south Lethbridge residents (55.8%), the youth (67.0%), and the supporters of all federal opposition parties (Liberal, 65.2%; NDP, 71.0%; Green, 71.1%) are most opposed. Undecided voters in Lethbridge are twice as likely to disagree (66.3%) as they are to agree (33.7%) with continuing Canada's combat role.

Afghanistan Combat (%)	Lethbridge	Coaldale
Agree	47.0	50.0
Disagree	53.0	50.0

Afghanistan Combat (%)	Lethbridge	Coaldale
Strongly Agree	9.0	7.0
Somewhat Agree	37.9	43.0
Somewhat Disagree	36.9	36.7
Disagree	16.1	13.3

Note: Due to rounding, proportions may not total exactly 100%

Continuing Canada's Combat Role in Afghanistan (Lethbridge – October 2007) (%)

Gender	Male	Female	Lethbridge Residents
Agree	56.2	40.1	47.0
Disagree	43.8	59.9	53.0

Area	South Lethbridge	North Lethbridge	West Lethbridge	Coaldale
Agree	44.2	47.2	49.4	50.0
Disagree	55.8	52.8	50.6	50.0

Household Income	Under \$40,000	\$40,000 to \$80,000	Over \$80,000
Agree	40.8	52.9	48.1
Disagree	59.2	47.1	51.9

Education	High School or less	Some Post Secondary	College-Tech-Trade	University Grad
Agree	43.7	42.3	52.7	46.9
Disagree	56.3	57.7	47.3	53.1

Age	18-29	30-44	45-64	65 and older
Agree	32.1	46.5	51.8	50.6
Disagree	67.9	53.5	48.2	49.4

Federal Vote Intention	Conservative	Liberal	NDP	Green	Undecided
Agree	61.1	34.8	29.0	28.9	33.7
Disagree	38.9	65.2	71.0	71.1	66.3

Note: Due to rounding, proportions may not total exactly 100%

Demographics

Gender (%)	
Male	48.6
Female	51.4

Area of City (%)	
South	35.0
North	29.3
West	35.7

Income (%)	
Under \$40,000	35.8
\$40-\$80,000	39.3
Over \$80,000	24.9

Education (%)	
H-School/less	27.8
Some P-Sec.	19.1
Col-Tech-Grad	25.6
University Grad	27.4

Age (%)	
18-29	22.9
30-44	23.3
45-64	31.9
65 or older	21.8

Federal Vote Intention (%)	
Conservative	57.1
Liberal	17.2
NDP	7.4
Green	6.6
Undecided	11.8

Note: Due to rounding, proportions may not total exactly 100

Question

Q. Canada should continue with its combat role in Afghanistan.