







Campus Parking Map

****ALL PARKING BY PERMIT ONLY****

MOTORCYCLES ARE REQUIRED TO REGISTER WITH PARKING SERVICES IN CE2301. PROOF OF A VALID LETHBRIDGE COLLEGE PARKING PERMIT REQUIRED.

HANDICAP PARKING REQUIRES A VALID LETHBRIDGE COLLEGE PARKING PERMIT AS WELL AS A VALID HANDICAP PARKING PERMIT.



-  Premium Staff Parking
-  Staff Parking Lots
-  Student Parking Lots
-  Guest Parking Lots
-  Handicap Parking Areas
-  Motorcycle Parking Areas



BE READY.

